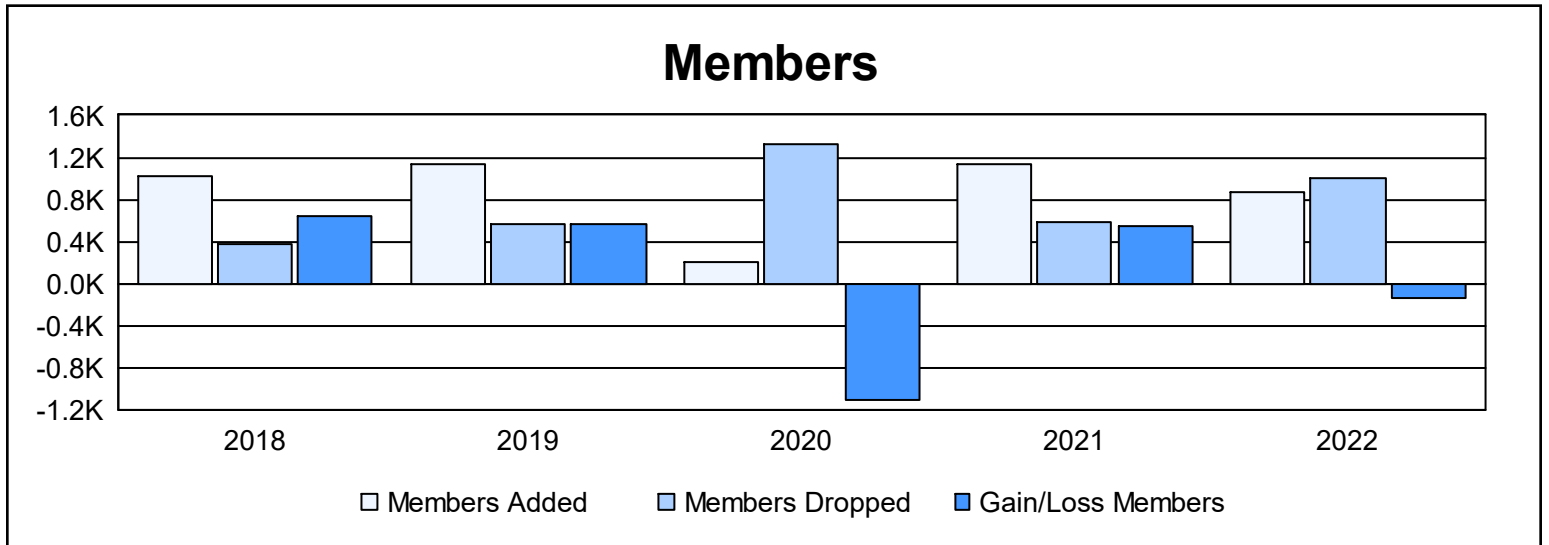
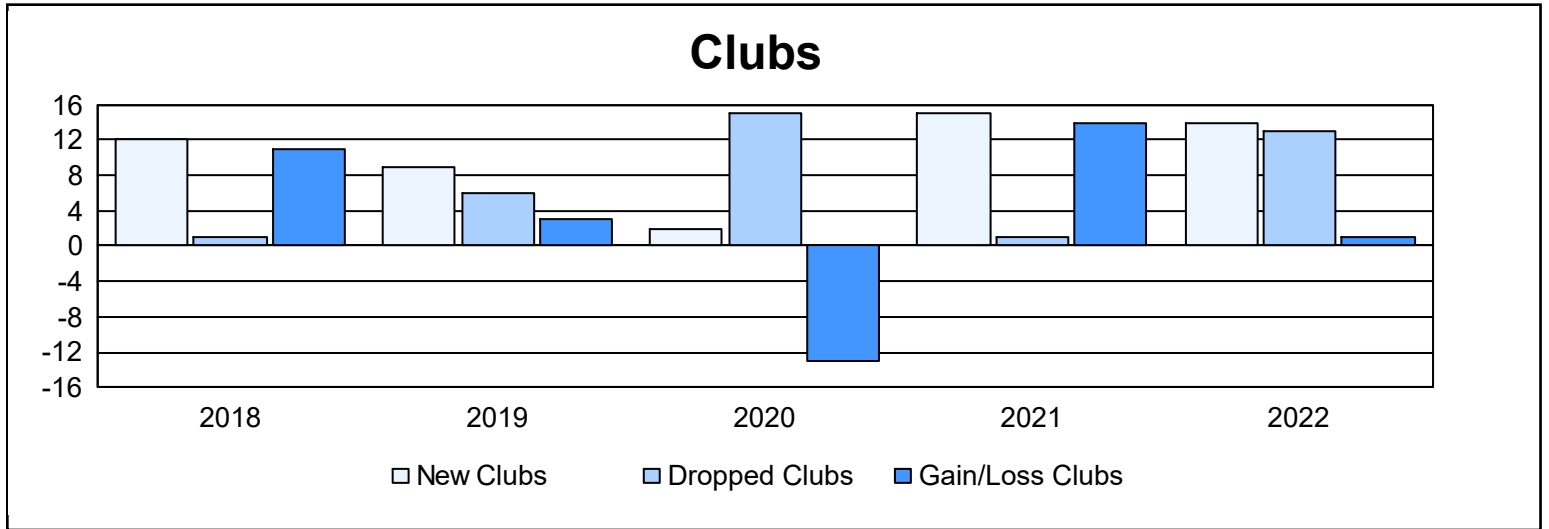
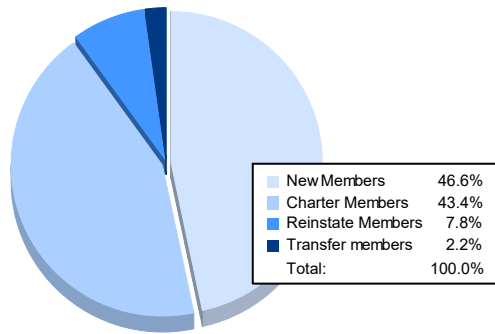


Year	New Clubs	Dropped Clubs	Gain/ Loss Clubs	New Members	Charter Members	Reinstate Members	Transfer Members	Total Member Added	Total Members Dropped	Gain/ Loss Members
2017-2018	12	1	11	622	315	71	4	1,012	366	646
2018-2019	9	6	3	831	241	55	8	1,135	571	564
2019-2020	2	15	-13	102	58	39	10	209	1,323	-1,114
2020-2021	15	1	14	539	474	115	5	1,133	588	545
2021-2022	14	13	1	405	377	68	19	869	1,004	-135
Average	10	7	3	500	293	70	9	872	770	101



Membership Composition June 2022 Cumulative



Gender Composition June 2022 Cumulative

